

# TENSION TAKE-UP UNITS

Part Numbers Listed Next to the Product Photographs

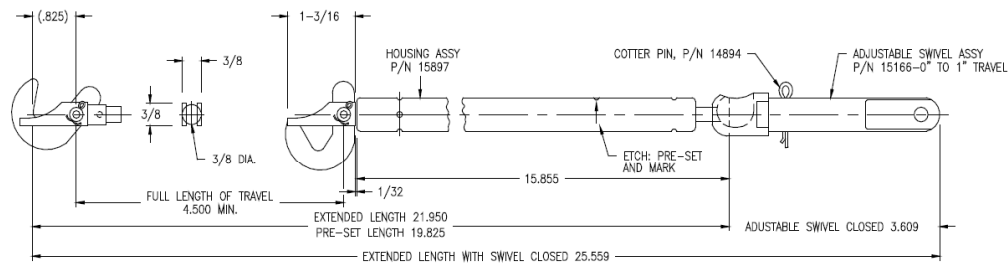
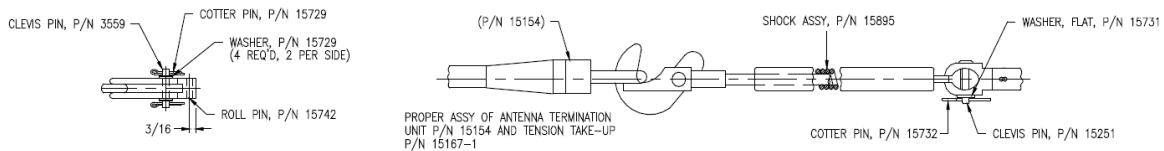
**P/N 17960**  
Insulated high strength  
tension unit with weak  
link



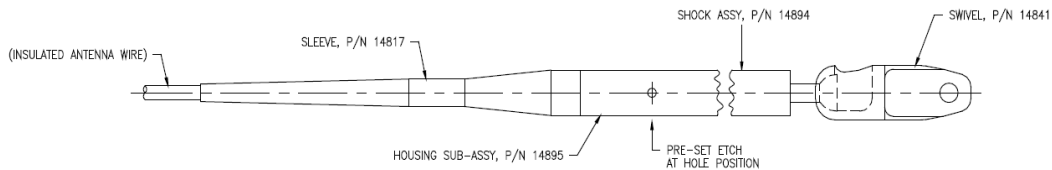
**P/N 14818**  
**P/N 14818-3\***  
\*( with grounding strap)



**P/N 15167**  
**P/N 15167-2**



MINIMUM STRENGTH 1200 LBS.. UNIT MUST BE RIGGED AT OR ABOVE 125 LBS. TENSION AT ALL TIMES. IN EVENT WIRE BREAKS, HOOK WILL RETURN TO RETRACTED POSITION AND EJECT ANTENNA TERMINATION FITTING. THUS JETTISONING ANTENNA.



Part Number	Spring Travel cm / in	Starting Force kg / lbs	Mid Stroke Force kg / lbs	Full Stroke Force kg / lbs	Maximum Load kg / lbs	Pre-set cm / (in)	Antenna Wire Attachment	Antenna Wire	Attachment Means	Length cm / (in)	Weight g / (Oz)	Tube Diameter cm / (in)
15167*	11.43 (4.5)	9.07 (20)	47.62 (105)	72.57 (160)	362.90 (800)	8.41 (3.31)	Termination Unit	N/A	Rel. Hook	45.72 (18)	406 (14.32)	1.57 (.62)
15167-2	11.43 (4.5)	17.81 (40)	56.70 (125)	81.65 (180)	725.28 (1200)	6.03 (2.37)	Termination Unit	N/A	Rel. Hook	53.34 (21)	541 (19.1)	1.57 (.62)
14818**	11.43 (4.5)	11.34 (25)	34.02 (75)	68.0 (150)	362.90 (800)	5.71 (2.25)	Chuck Jaws	14809	B&S	50.8 (20)	380 (13.4)	1.57 (.62)

\* Zero tension release and adjustable swivel

\*\* 14818-3 has grounding straps



P.O. Box 350550, Ft. Lauderdale, FL 33335

Tel: (954) 463-3451 Fax: (954) 761-3172

Website: [www.daytongranger.com](http://www.daytongranger.com)

E-mail: [sales@daytongranger.com](mailto:sales@daytongranger.com)

SAI GLOBAL

ISO 9001:2015 + AS9100D

Rev. A